

Prices for Securities Traded as of 10/06/2022

Printed 10/06/2022 15:00:23.023



PRICES FOR EQUITY SECURITIES TRADED ON 10/06/2022

S/N	COMPANY	PCLOSE	OOPEN	OPEN	HIGH	LOW	%SPREAD	OCLOSE	CLOSE	CHANGE	%CHANGI	TRADES	VOLUME	VALUE
1	ABCTRANS	0.31	-	0.31	-	-	-	-	0.31	-	↓	5	15,850	5,239.00
2	ACCESSCORP	9.75	-	9.75	9.80	9.70	1.02	-	9.80	0.05	↑	146	11,957,219	116,487,036.65
3	AFRIPRUD	5.95	-	5.95	5.80	5.80	-	-	5.80	-0.15	↓	39	381,182	2,219,518.85
4	AIICO	0.68	-	0.68	0.68	0.66	2.94	-	0.66	-0.02	↓	37	2,514,276	1,667,459.71
5	AIRTElafri	1,766.00	-	1,766.00	-	-	-	-	1,766.00	-	↓	85	46,851	84,275,694.00
6	ARDOVA	14.95	-	14.95	-	-	-	-	14.95	-	↓	9	18,326	264,086.55
7	BERGER	6.85	-	6.85	-	-	-	-	6.85	-	↓	9	45,133	314,143.85
8	BETAGLAS	62.55	-	62.55	-	-	-	-	62.55	-	↓	11	67,442	4,463,810.10
9	BUACEMENT	74.25	-	74.25	-	-	-	-	74.25	-	↓	34	168,168	11,242,032.30
10	BUAFOODS	59.70	-	59.70	-	-	-	-	59.70	-	↓	13	26,572	1,428,515.40
11	CADBURY	17.00	-	17.00	17.25	17.25	-	-	17.25	0.25	↑	46	1,098,509	18,963,801.95
12	CAP	20.15	-	20.15	-	-	-	-	20.15	-	↓	7	2,276	43,422.00
13	CAPHOTEL	3.40	-	3.40	-	-	-	-	3.40	-	↓	3	305	1,140.70
14	CAVERTON	1.17	-	1.17	1.17	1.15	1.71	-	1.15	-0.02	↓	16	753,073	869,767.89
15	CHAMPION	3.49	-	3.49	3.67	3.15	14.17	3.67	3.67	0.18	↑	43	1,923,573	6,666,249.27
16	CHAMS	0.25	-	0.25	0.25	0.24	4.00	-	0.25	-	↓	8	1,437,750	354,937.50
17	CHIPLC	0.67	-	0.67	-	-	-	-	0.67	-	↓	4	9,341	6,262.88
18	CILEASING	3.20	-	3.20	-	-	-	-	3.20	-	↓	6	66,665	202,520.00
19	CONOIL	32.00	-	32.00	-	-	-	-	32.00	-	↓	13	29,129	843,927.25
20	CORNERST	0.61	-	0.61	-	-	-	-	0.61	-	↓	8	86,412	52,713.82
21	COURTVILLE	0.47	-	0.47	0.51	0.50	1.96	-	0.51	0.04	↑	26	3,763,000	1,915,630.00
22	CUSTODIAN	7.00	-	7.00	-	-	-	-	7.00	-	↓	4	10,850	77,097.50
23	CUTIX	2.70	-	2.70	2.70	2.69	0.37	-	2.70	-	↓	36	1,677,120	4,500,765.73
24	DANGCEM	277.00	-	277.00	-	-	-	-	277.00	-	↓	51	26,048	6,763,587.80
25	DANGSUGAR	16.25	-	16.25	16.25	16.25	-	-	16.25	-	↓	70	725,255	11,792,467.30

Prices for Securities Traded as of 10/06/2022

Printed 10/06/2022 15:00:23.023

S/N	COMPANY	PCLOSE	OOPEN	OPEN	HIGH	LOW	%SPREAD	OCLOSE	CLOSE	CHANGE	%CHANGI	TRADES	VOLUME	VALUE
26	DEAPCAP	0.20	-	0.20	-	-	-	-	0.20	-	-	1	35,000	7,000.00
27	ELLAHLAKES	3.69	-	3.69	-	-	-	-	3.69	-	-	9	22,495	89,050.75
28	ETERNA	8.00	-	8.00	-	-	-	-	8.00	-	-	19	402,338	2,997,311.20
29	ETI	11.10	-	11.10	-	-	-	-	11.10	-	-	25	35,696	400,548.25
30	ETRAZACT	2.71	-	2.71	-	-	-	-	2.71	-	-	5	11,801	31,916.97
31	FBNH	10.30	-	10.30	10.55	10.10	4.27	10.55	10.55	0.25	2.43	243	15,725,886	160,780,038.55
32	FCMB	3.25	-	3.25	3.50	3.50	-	-	3.50	0.25	7.69	35	17,467,508	61,126,291.01
33	FIDELITYBK	3.35	-	3.35	3.35	3.23	3.58	3.28	3.28	-0.07	-2.09	66	3,973,979	12,929,970.48
34	FIDSON	10.95	-	10.95	12.00	12.00	-	-	12.00	1.05	9.59	27	334,577	3,885,702.41
35	FLOURMILL	35.00	-	35.00	35.00	34.90	0.29	35.00	35.00	-	-0.29	52	3,029,897	105,982,138.00
36	FTNCOCOA	0.33	-	0.33	0.36	0.36	-	-	0.36	0.03	9.09	6	289,877	104,355.72
37	GLAXOSMITH	7.10	-	7.10	-	-	-	-	7.10	-	-	23	275,447	1,966,071.70
38	GTCO	22.20	-	22.20	22.20	21.95	1.13	-	22.00	-0.20	-0.90	516	17,886,106	393,920,106.45
39	GUINNESS	90.50	-	90.50	-	-	-	-	90.50	-	-	60	598,494	52,709,732.10
40	HONYFLOUR	3.20	-	3.20	3.20	3.20	-	-	3.20	-	-	27	663,516	2,123,522.56
41	IKEJAHOTEL	1.20	-	1.20	-	-	-	-	1.20	-	-	2	570	698.30
42	IMG	11.00	-	9.15	-	-	-	-	9.15	-	-	24	70,668	588,060.45
43	INTBREW	7.40	-	7.40	7.35	7.35	-	-	7.35	-0.05	-0.68	42	795,501	5,855,084.05
44	JAIZBANK	0.90	-	0.90	0.97	0.91	6.19	-	0.97	0.07	7.78	63	6,473,546	6,109,191.10
45	JAPAUFGOLD	0.30	-	0.30	0.31	0.30	3.23	-	0.31	0.01	3.33	13	2,043,777	623,646.80
46	JBERGER	26.90	-	26.90	-	-	-	-	26.90	-	-	32	218,410	6,160,702.85
47	JOHNHOLT	0.71	-	0.71	-	-	-	-	0.71	-	-	2	7,602	4,865.28
48	LASACO	1.04	-	1.04	1.09	1.05	3.67	-	1.09	0.05	4.81	10	751,660	802,742.04
49	LEARNAFRCA	2.25	-	2.25	2.16	2.16	-	-	2.16	-0.09	-4.00	15	267,733	586,244.26
50	LINKASSURE	0.56	-	0.56	-	-	-	-	0.56	-	-	4	21,200	12,720.00

Prices for Securities Traded as of 10/06/2022

Printed 10/06/2022 15:00:23.023

S/N	COMPANY	PCLOSE	OOPEN	OPEN	HIGH	LOW	%SPREAD	OCLOSE	CLOSE	CHANGE	%CHANGI	TRADES	VOLUME	VALUE
51	LIVESTOCK	1.61	-	1.61	1.60	1.60	-	-	1.60	-0.01 ↓	-0.62	10	1,427,003	2,281,260.30
52	LIVINGTRUST	1.14	-	1.14	1.14	1.14	-	-	1.14	- →	-	3	930,000	1,060,200.00
53	MANSARD	2.13	-	2.13	-	-	-	-	2.13	- →	-	13	18,724	39,878.92
54	MAYBAKER	4.00	-	4.00	-	-	-	-	4.00	- →	-	10	107,840	430,203.60
55	MBENEFIT	0.25	-	0.25	0.25	0.25	-	-	0.25	- →	-	5	544,593	134,302.32
56	MCNICHOLS	2.05	-	2.05	-	-	-	-	2.05	- →	-	26	193,274	407,431.80
57	MEYER	3.10	-	3.10	-	-	-	-	3.10	- →	-	1	3,300	9,603.00
58	MORISON	2.20	-	2.20	-	-	-	-	2.20	- →	-	1	1,239	2,998.38
59	MRS	16.40	-	16.40	14.80	14.80	-	-	14.80	-1.60 ↓	-9.76	21	320,480	4,830,359.20
60	MTNN	240.00	-	240.00	240.00	239.90	0.04	-	239.90	-0.10 ↓	-0.04	208	958,899	230,061,757.70
61	NAHCO	7.98	-	7.98	8.00	7.95	0.63	-	7.95	-0.03 ↓	-0.38	50	1,895,195	15,113,711.95
62	NASCON	12.85	-	12.85	-	-	-	-	12.85	- →	-	10	99,723	1,193,898.55
63	NB	63.00	-	63.00	-	-	-	-	63.00	- →	-	94	1,034,083	65,839,671.10
64	NEIMETH	1.55	-	1.55	-	-	-	-	1.55	- →	-	6	17,796	27,921.69
65	NEM	3.85	-	3.85	-	-	-	-	3.85	- →	-	12	280,215	1,109,165.70
66	NESTLE	1,400.00	-	1,400.00	-	-	-	-	1,400.00	- →	-	30	18,634	26,084,004.70
67	NGXGROUP	24.90	-	24.90	-	-	-	-	24.90	- →	-	34	1,180,710	29,501,207.95
68	NIGERINS	0.20	-	0.20	0.20	0.20	-	-	0.20	- →	-	4	381,574	76,314.80
69	NNFM	10.60	-	10.60	-	-	-	-	10.60	- →	-	2	38,950	371,972.50
70	NPFMCRFBK	1.80	-	1.80	-	-	-	-	1.80	- →	-	8	10,682	20,097.40
71	OANDO	6.20	-	6.20	6.19	6.00	3.07	-	6.00	-0.20 ↓	-3.23	95	4,698,696	28,411,704.28
72	OKOMUOIL	193.50	-	193.50	-	-	-	-	193.50	- →	-	43	346,592	68,846,257.20
73	PRESCO	162.00	-	162.00	166.80	166.80	-	-	166.80	4.80 ↑	2.96	50	471,166	78,665,118.20
74	PRESTIGE	0.40	-	0.40	0.40	0.40	-	-	0.40	- →	-	6	530,841	212,535.54
75	PZ	13.00	-	13.00	-	-	-	-	13.00	- →	-	20	102,069	1,291,508.15









Prices for Securities Traded as of 10/06/2022

Printed 10/06/2022 15:00:23.023

S/N	COMPANY	PCLOSE	OOPEN	OPEN	HIGH	LOW	%SPREAD	OCLOSE	CLOSE	CHANGE	%CHANGI	TRADES	VOLUME	VALUE
76	REDSTAREX	3.01	-	3.01	3.01	3.01	-	-	3.01	-	-	7	201,288	605,928.40
77	REGALINS	0.28	-	0.28	0.28	0.28	-	-	0.28	-	-	5	104,625	29,269.75
78	ROYALEX	0.94	-	0.94	-	-	-	-	0.94	-	-	4	117,564	100,057.60
79	RTBRISCOE	0.56	-	0.56	-	-	-	-	0.56	-	-	13	314,642	162,649.22
80	SCOA	1.94	-	1.94	-	-	-	-	1.94	-	-	4	3,221	6,271.16
81	SEPLAT	1,289.50	-	1,289.50	-	-	-	-	1,289.50	-	-	35	165,718	213,827,952.40
82	SFSREIT	77.00	-	77.00	-	-	-	-	77.00	-	-	2	909	71,541.00
83	SKYAVN	6.84	-	6.84	-	-	-	-	6.84	-	-	2	2,061	15,498.72
84	SOVRENINS	0.27	-	0.27	0.27	0.27	-	-	0.27	-	-	3	501,080	135,274.80
85	STANBIC	33.60	-	33.60	34.00	34.00	-	34.00	34.00	0.40	1.19	77	961,255	32,524,376.90
86	STERLNBANK	1.54	-	1.54	1.56	1.50	3.85	-	1.52	-0.02	-1.30	58	13,028,358	20,116,187.27
87	TANTALIZER	0.20	-	0.20	-	-	-	-	0.20	-	-	1	90	18.00
88	TIP	0.44	-	0.44	0.40	0.40	-	-	0.40	-0.04	-9.09	1	200,000	80,000.00
89	TOTAL	234.50	-	234.50	-	-	-	-	234.50	-	-	16	3,439	788,025.40
90	TOURIST	2.84	-	2.84	-	-	-	-	2.84	-	-	4	26,088	66,785.28
91	TRANSCOHOT	6.25	-	6.25	-	-	-	-	6.25	-	-	1	200	1,370.00
92	TRANSCORP	1.32	-	1.32	1.43	1.32	7.69	-	1.38	0.06	4.55	277	103,422,759	144,325,219.48
93	TRIPPLEG	0.87	-	0.87	-	-	-	-	0.87	-	-	1	404	327.24
94	UACN	11.00	-	11.00	11.00	11.00	-	11.00	11.00	-	-	17	425,125	4,678,121.50
95	UBA	7.70	-	7.70	7.80	7.60	2.56	7.70	7.70	-	-1.30	293	10,036,125	76,787,509.75
96	UBN	6.50	-	6.50	-	-	-	-	6.50	-	-	14	126,663	795,339.40
97	UCAP	13.35	-	13.35	13.05	12.40	4.98	-	13.05	-0.30	-2.25	256	8,270,836	107,212,532.45
98	UHOMREIT	36.60	-	36.60	-	-	-	-	36.60	-	-	1	150	5,490.00
99	UNILEVER	14.90	-	14.90	-	-	-	-	14.90	-	-	22	138,897	2,086,416.00
100	UNITYBNK	0.47	-	0.47	0.47	0.47	-	-	0.47	-	-	7	609,026	286,242.22

Prices for Securities Traded as of 10/06/2022

Printed 10/06/2022 15:00:23.023

S/N	COMPANY	PCLOSE	OOPEN	OPEN	HIGH	LOW	%SPREAD	OCLOSE	CLOSE	CHANGE	%CHANGE	TRADES	VOLUME	VALUE
101	UPDC	1.03	-	1.03	1.03	1.00	2.91	-	1.03		-1.94	30	1,640,598	1,662,524.27
102	UPDCREIT	3.40	-	3.40	-	-	-	-	3.40		-	8	24,157	83,514.75
103	UPL	2.90	-	2.90	-	-	-	-	2.90		-	5	751	2,177.90
104	VITAFOAM	22.50	-	22.50	-	-	-	-	22.50		-	24	271,429	6,076,719.45
105	WAPCO	28.00	-	28.00	-	-	-	-	28.00		-	92	1,372,732	37,895,931.25
106	WAPIC	0.40	-	0.40	-	-	-	-	0.40		-	17	41,093	16,593.20
107	WEMABANK	3.23	-	3.23	3.20	3.20	-	3.20	3.20		-0.93	58	2,624,952	8,235,575.93
108	ZENITHBANK	22.85	-	22.85	23.00	22.80	0.87	22.85	22.85		-0.22	417	14,741,322	336,836,716.40
Total												4,584	273,243,444	2,646,760,781.30

Prices for Securities Traded as of 10/06/2022

Printed 10/06/2022 15:00:23.023

PRICES FOR ETF SECURITIES TRADED ON 10/06/2022

S/N	COMPANY	PCLOSE	OPEN	HIGH	LOW	%SPREAD	CLOSE	CHANGE	%CHANG	TRADES	VOLUME	VALUE
1	NEWGOLD	8,750.00	8,750.00	7,700.02	7,700.01	0.00	7,700.02	-1,049.98 ↓	-12.00	2	2	15,400.03
2	STANBICETF30	66.00	66.00	66.00	66.00	-	66.00	- →	-	5	430	28,380.00
3	VETBANK	4.23	4.23	4.15	4.15	-	4.15	-0.08 ↓	-1.89	1	10	41.50
4	VETGOODS	6.52	6.52	6.46	6.46	-	6.46	-0.06 ↓	-0.92	1	10	64.60
5	VETGRIF30	19.58	19.58	19.58	19.58	-	19.58	- →	-	1	1,000	19,580.00
Total										10	1,452	63,466.13

Prices for Securities Traded as of 10/06/2022

Printed 10/06/2022 15:00:23.023

PRICES FOR BOND SECURITIES TRADED ON 10/06/2022

<u>S/N</u>	<u>COMPANY</u>	<u>PCLOSE</u>	<u>OPEN</u>	<u>HIGH</u>	<u>LOW</u>	<u>%SPREAD</u>	<u>CLOSE</u>	<u>CHANGE</u>	<u>%CHANGE</u>	<u>TRADES</u>	<u>VOLUME</u>	<u>VALUE</u>
1	FBQ2023S1	100.00	100.00	98.24	98.24	-	98.24	-1.76 ↓	-1.76	1	100,000	98,236,000.00
2	FGS202265	100.00	100.00	100.01	100.01	-	100.01	0.01 ↑	0.01	1	10,000	10,001,000.00
Total										2	110,000	108,237,000.00